


Guide rails | Features

FS/2 | Many sizes to choose from

Festool FS Guide rails are available in eight different lengths from 32" to 16.5' (800 - 5000 mm), providing the right rail for every application. In addition, guide rails can be connected via guide rail connectors and the integral T-slot design for a rigid, secure, and continuous connection. This allows for customized cutting lengths or for easier transport to the jobsite and for shop storage. The integrated splinterguard serves as protection against tear out as well as defining the cut line when used with Festool plunge-cut saws. Guide rails make work easier by bringing the tool to the work.




Integrated splinterguard
Serves as cut line and prevents tear-out and splintering of the cut, for perfect cut results.



Glide strip
Reduces friction between the tool and the guide rail for easier, more fluid cutting action.



System integration
Though originally designed for use with Festool plunge-cut saws, guide rails are a perfect match for routers and jigsaws.



Non-skid, self-clamping strips

Dual clamping strips on the bottom prevent movement during the cutting operation—less set-up time and better results.

Limit stops

Accessory limit stops provide front and rear stop positions for accurate and repeatable cuts. Fully adjustable over the entire length of the rail. Can be used with TS plunge saws, OF plunge routers, and PS jigsaws.

Available in many lengths

From 32" (800 mm) to 16.5' (5000 mm)—a variety of lengths for cross-cutting and ripping standard sheet goods, as well as processing lumber and trimming parts.

Ability to connect together

Utilizing the integrated T-slots, rails can be joined using guide rail connectors. Rails can be quickly disassembled for storage and transport.


Clamp integration

In addition to the two integrated gripping strips to prevent guide rail movement, there is also a continuous T-slot on the bottom for unobtrusive clamping.

Lightweight

Extruded aluminum profile is robust and lightweight.

Guide rails | Specifications



(Metric dimensions binding)


	FS 800/2	FS 1080/2	FS 1400/2	FS 1900/2	FS 2700/2	FS 3000/2	FS 5000/2	FS 1080/2-LR 32	FS 2424/2-LR 32
Specifications									
Length	32" (800 mm)	42" (1080 mm)	55" (1400 mm)	75" (1900 mm)	106" (2700 mm)	118" (3000 mm)	197" (5000 mm)	42" for hole series (1080 mm)	95" for hole series (2424 mm)
Item	491 499	491 504	491 498	491 503	491 937	491 501	491 500	491 621	491 622
Price	\$63.00	\$80.50	\$94.50	\$168.00	\$260.00	\$287.00	\$474.00	\$81.50	\$264.00



Festool Tip:
Festool FS guide rails provide an open T-slot on the top for the use of limit stops or attaching Gecko clamps (see page 32). Use Gecko clamps when machining materials of a non-porous nature; i.e. solid surface, melamine, solid fiberglass, Plexiglas, plastics, pre-finished materials, etc.

Accessories that help you work faster, easier, smarter.

The beauty of the integrated Festool system can be seen in the way the accessories work together with the guide rails to enhance functionality and to accommodate a wide variety of applications. From deflectors, stops, and Gecko clamps to FS quick clamps and connectors, our accessories are much more than add-ons, they are essential to maximizing the usefulness of the Festool system.



No.	Description/Application	Item	Price
1	Deflector Tool-free connection to guide rails via the T-slot and thumbscrew. Helps to prevent the suction hose and cords from catching on the end of the guide rail for easier cord and hose management.	489 022	\$16.00
2	Limit stop Provides front and rear stop position on guide rail using the continuous guide rib or T-slot. For use with TS saws, OF routers, or PS jigsaws.	485 827	\$25.50
3	Limit stop Using the continuous T-slot on the top of the rail, the limit stop can be used to provide stop points for accurate and repeated cuts. For use with TS saws and optimized for use with OF routers.	491 582	\$9.50
4	Guide rail tote bag Transport and store rails up to 1400 mm. Bag can store 2 rails up to 1400 mm in the main pocket and another 800 mm rail in the front pocket. The most ideal way to transport rails, the bag has both cloth strap handles, as well as a shoulder strap.	466 357	\$89.50
5	Gecko Equipped with dual quick-release suction cups for lifting and carrying loads up to 110 lbs Great for moving non-porous material and sheet goods.	492 617	\$59.50
6	Gecko set Attach the Gecko clamp to clamp FS guide rails on non-porous materials. Lever actuated suction cup pads. Includes 492 616 and 492 617. [Guide rail not included]	493 507	\$68.50
7	Gecko guide rail adapter For attaching Gecko clamp to FS guide rails. Included with the above Gecko set. [Guide rail not included]	492 616	\$19.00
8	Gecko pad (replacement) Flexible rubber suction cup pad. Screw-on replacement for Gecko unit.	493 307	\$14.00
9	Guide rail accessory kit Set angles with the included angle unit, limit stop for repeated stopped cuts, deflector to manage the cord and hose, clamp with the screw clamps, 2 connectors to join rails for greater length, and a replacement splinterguard for splinter-free cuts. Includes: Angle unit [491 588], Return/limit stop [491 582], Extra splinterguard [1400 mm] [483 164], Deflector [489 022], 2 connectors [482 107], 2 screw clamps [489 570], in Systainer 1 with molded insert [445 433]	492 396	\$179.00
10	Splinterguard (replacement) Adhesive-backed splinterguard to maintain splinter-free cut quality.		
	FS-SP 800 [32"]	488 468	\$9.50
	FS-SP 1400 [55"]	483 164	\$13.00
	FS-SP 3000 [118"]	488 467	\$19.00
11	Non-skid strip (replacement) Non-slip adhesive strips to maintain the self-clamping feature of the guide rails, in 32.8' (10 m) roll.	485 724	\$21.00
12	Glide strip (replacement) Adhesive PTE plastic glide strip for FS/2 guide rails, in 32.8' (10 m) roll. Green in color and slightly crowned to reduce drag for smooth and easy cuts.	491 741	\$29.50



Festool Tip: For repeated parallel cuts or rips, the FS-PA parallel guide (see above) registers the guide rail from a given edge to cut in alignment to that edge. Optional extensions allow referencing from the near edge.

No.	Description/Application	Item	Price
1	FS-Rapid clamp and fixed jaws Mounts to the guide rails via the continuous bottom T-slot for limitless adjustability. Fast acting trigger makes for quick set-up. Clamps material on edge. [1 piece]	489 790	\$42.00
2	Angle unit Connects to the upper T-slot of FS guide rails for setting angles on material. 180 degree marked scale. Transfer angles from the wall to the workpiece.	491 588	\$78.50
3	Connector Connects two guide rails for long workpieces by sliding into the T-slot grooves in the rails. With 2 adjustable set screws per end for a secure connection. [1 piece] [2 are needed]	482 107	\$15.00
4	Quick clamp Ratcheting mechanism allow for easy lock and quick release and a secure grip on the material. Utilizes bottom T-slot of guide rail for limitless positioning. For use with FS guide rails and MFT. [1 piece]	491 594	\$38.00
5	Screw clamps Traditional screw clamp design with unique head to be used in the bottom continuous T-slot of the guide rails to securely clamp to material. [2 pieces]		
	Clamping thickness 4 11/16" [120 mm]	489 570	\$35.00
	Clamping thickness 11 13/16" [300 mm]	489 571	\$44.50
6	Parallel guide Always rip consistent cuts with two adjustable stops that engage the edge parallel to the cut. Adjustable to 25-19/32" [650 mm]. [Guide rail not included].	495 717	\$230.00
7	Parallel guide extension Make narrow repetitive rip cuts. Attaches to parallel guide and accepts the same stops for cuts up to 7-11/16" [195 mm]. [Guide rail not included].	495 718	\$130.00
8	Parallel guide extension set Includes 495 717 and 495 718.	P00108	\$325.00

