

EHL 65 E Planer | One-handed operation

So many trimming and planing tasks require working in awkward and sometimes difficult to reach areas. Being able to control the planer with one hand allows easy access for challenging cuts, while leaving one hand free to help secure the material. Not only does the EHL 65 allow for one handed usage, it also produces clean and smooth shear cuts. The spiral single knife cutterhead cuts quickly, quietly, and cleanly for less re-work and great results. Conveniently arrange the dust collection port to either side of the machine for optimum extraction. It is a simple and straightforward machine that performs like no other.



Single hand operation
Ergonomic handle and position for one-handed control.



Single knife cutterhead
Spiral cutterhead design with replaceable cutting knife for a smooth, "chatter-free" cut.



Rotary depth knob
Precise depth control on the fly up to 5/32" (4.0 mm).

**Quick blade changes**

Loosen three screws, replace the blade, tighten the screws back up and you are done. The blade is self-aligning.

Low operating noise

Easier on the ears for less user fatigue, due to the single knife cutterhead that slices the wood with a shear cut.

Stepless cutting depth

The front rotary knob acts as a depth control with a cut depth up to 5/32" (4.0 mm).

Flexible dust extraction

The dust extractor can be used on the left or right side, depending on your working position, so that it does not get in the way.

Low weight

At only 5.3 lbs (2.4 kg), one-handed use is made easier for vertical usage and greater control.

Slim body design


With a planing width of 2-9/16" (65 mm), the EHL 65 is perfectly suited for planing and scribing edges.

HL 850 E Planer | Unlimited rabbeting

Using an electric planer right up to the edge or on rabbets often produces unsatisfactory results, as the machine leaves a lip that has to be removed by hand—unless you have the Festool HL 850 planer. The HL 850 lets you cut flush to an adjacent surface because it can plane across the entire width of the rabbet. Because the planer head is mounted to one side, it sits flush with the opposite side of the planer housing. The retractable side guard makes planing safer, and it swings up and to the side as the rabbet depth increases. Planing up to the edge in deep rabbets is no longer a problem.



Unlimited rabbeting depth
The planer head allows you to work right up to the edge.



Interchangeable heads
For different effects from distressed to hand-hewn textured effects.



Single knife cutterhead
Spiral, metal carbide, cutterhead design with replaceable cutting knife for a smooth, "chatter-free" cut.

**Rotary handle depth adjustment**

The front handle doubles as a depth control knob with a cut depth up to 9/64" (3.5 mm).

MMC electronics

Equipped with soft-start for no-jolt starts, and constant speed under load, for consistent cutting speed and smooth results.

Converts to jointer

With the addition of a bench unit stand and angle stop, the HL 850 becomes a stationary jointer for working edges.

Near total chip extraction

Efficient chip extraction with left or right side mounting. For best performance use with Festool CT 22 or CT 33 dust extractors and the D36 hose.

Quick blade changes

Loosen 3 screws, replace the blade, tighten the screws back up and you are done. The blade is self-aligning.

Thumb-lock depth control

Makes depth setting a streamlined one-hand operation so you can easily adjust your depth settings to match the resistance of the material.

Planers | Specifications



[Metric dimensions binding]

Model name	EHL 65 E	HL 850 E
Item	574 543	574 539
Standard package includes		
Parallel stop	•	•
Standard planer head	•	•
Solid carbide standard blade	•	•
Rabbet depth guide		•
Systainer	SYS 2	SYS 3
Specifications		
Power consumption	720 watts / 6 amp 120 v AC	850 watts / 7 amp 120 v AC
Drive shaft speed	15,600 rpm	10,000 rpm
Cutting depth	0 - 5/32" [0 - 4.0 mm]	0 - 9/64" [0 - 3.5 mm]
Rabbeting depth		unlimited
Head width	2-9/16" [65 mm]	3-15/64" [82 mm]
Noise level at idle	76 dB (A)	79 dB (A)
Weight	5.3 lbs [2.4 Kg]	8.6 lbs [3.9 kg]
Price	\$390.00	\$490.00




Festool Fact: The spiral cutter of both the HL 850 and EHL 65 approaches the material with a slicing action, just like when using a hand plane at a skewed angle. This reduces the chatter marks that can happen when the whole knife hits the material at the same time.



Planers | Accessories

Accessories that help you work faster, easier, smarter.

Create exotic textures and add character to a piece with rustic planing heads. Fine and coarse wavy textures and a scalloped effect to mimic a hand-hewn appearance are possible with one machine. Extend the utility of the HL 850 planer by converting it into a bench jointer for trimming and shaping small pieces.



No.	Description/Application	EHL 65 E		HL 850 E	
		Item	Price	Item	Price
Planer heads for HL 850 E					
1	Standard, smooth (replacement) With solid carbide spiral blade HM 82 SD.			484 520	\$126.00
2	Rustic, fine* With HSS spiral blade HS 82 RF.			484 521	\$144.00
3	Rustic, coarse* With HSS spiral blade HS 82 RG.			484 522	\$144.00
4	Rustic, undulating* With HSS spiral blade HS 82 RW.			485 331	\$144.00
Spiral blades—for quick and easy changing					
5	Standard blade For standard, smooth head.	488 503	\$24.00	484 515	\$30.00
6	HSS Rustic, fine For rustic, fine head.			484 518	\$32.50
7	HSS Rustic, coarse For rustic, coarse head.			484 519	\$32.50
8	HSS Rustic, undulating For rustic, undulating.			485 332	\$33.50
9	Bench unit For mounted edge jointing and rabbets. Pivoting protective cover, non-skid base, depth-setting ring, locking on/off switch. Does not include planer or angle stop. For a complete unit, the angle stop unit (485 018) is required.			485 017	\$93.50
10	Clamps For securing bench unit to your MFT or workbench. Clamping width 4-1/4" (120 mm). [2 pieces]			489 570	\$35.00
11	Angle stop Large fence for secure and precise planing at angles of 0° - 45°. Stop area 13-3/4" x 3" (350 x 75 mm).			485 018	\$90.50

*Note: Set the cutting depth to no greater than zero.




No.	Description/Application	EHL 65 E		HL 850 E	
		Item	Price	Item	Price
12	Parallel stop (replacement) For side guidance, adjustable from 0 - 3-15/64" [0 - 82 mm].	488 544	\$18.00	484 513	\$19.50
13	Rabbet depth stop (replacement) For rabbet depths of 0 - 29/32" [0 - 23 mm]. For rabbet depths of 0 - 1-3/16" [0 - 30 mm].	488 543	\$11.00	484 512	\$12.00
14	Chip collection bag Can be used on either side of the tool, eliminating chips so you can focus more on your work and less on cleanup.	488 566	\$45.00	484 509	\$53.00
15	Suction adapter for SB-HL (replacement) (not shown) Removable dust port adapter for chip collecting bag and connects to CT hose. Suction hose D36 recommended, Item No. 452 882 or 452 881 (not included).			484 507	\$14.00
16	SYS 2 Vari For storing, protecting, and transporting accessory planing heads and replacement blades with removable cubes to conform to different shapes.			487 485	\$70.50
17	Hoses—Antistatic¹ With rotating connector and reducing sleeve. 36 mm hose is recommended with the HL 850 E. 27 mm hose is recommended with EHL 65 E.				
	1-1/16" x 11.5' [27 mm x 3.5 m] AS	452 878	\$93.50		
	1-1/16" x 16.5' [27 mm x 5 m] AS	452 880	\$125.00		
	1-7/16" x 11.5' [36 mm x 3.5 m] AS			452 882	\$128.00
	1-7/16" x 16.5' [36 mm x 5 m] AS			452 884	\$151.00
	1-7/16" x 23' [36 mm x 7 m] AS			452 886	\$191.00

¹ Antistatic versions are only effective when used with antistatic design [Festool's CT series] dust extractors.



Be more than plane.

The unique design of the Festool planer allows you to create perfectly smooth surfaces as well as distressed or rough-hewn effects. Simply replace the standard planer head with a "rustic" head. This offers many ways of decorating surfaces with different textures.



Festool Tip: When creating rustic architectural effects with the HL 850 and rustic heads, you may consider overlapping the cuts to create wavy and intersecting lines to mimic rough sawn material and to create the desired textured effect. After creating the desired effect, one way to smooth out any tearout and to create an aged and weathered look, is to use the Rotex sander in the aggressive gear-driven mode. This will soften the effect and round off any lines or high spots.

Festool Fact: When using the rustic effect planer heads on the HL 850, the depth setting should be set to the "0" position in the front depth indicator window. Rustic effect planer heads now include a special depth stop to ensure the correct depth setting. The depth stop attaches to the side of the planer where the rabbet depth stop is mounted. It also prevents the planer from removing too much material when creating textured rustic effects.

